

# Overview Times Higher Education (THE) Impact Rankings

Zagazig University

SciVal Report





## Research metric details for SDG 1: No Poverty

THE Impact Rankings 2023 · Zagazig University

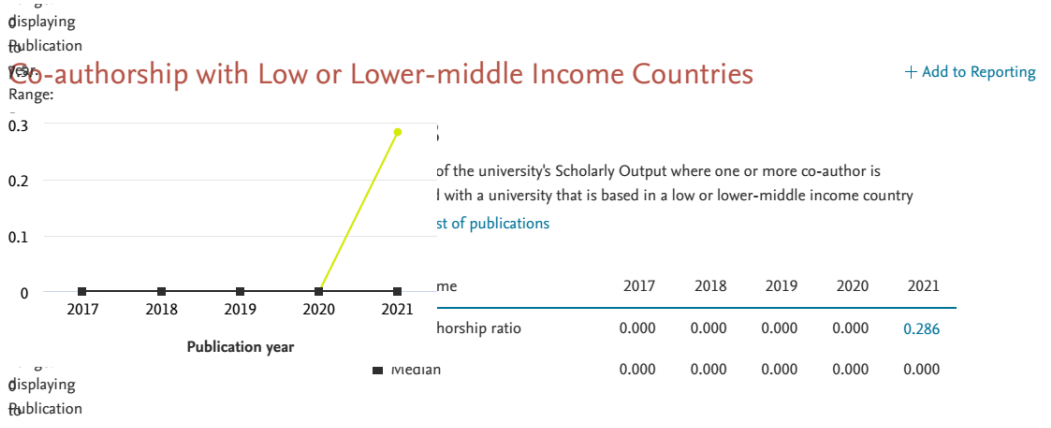
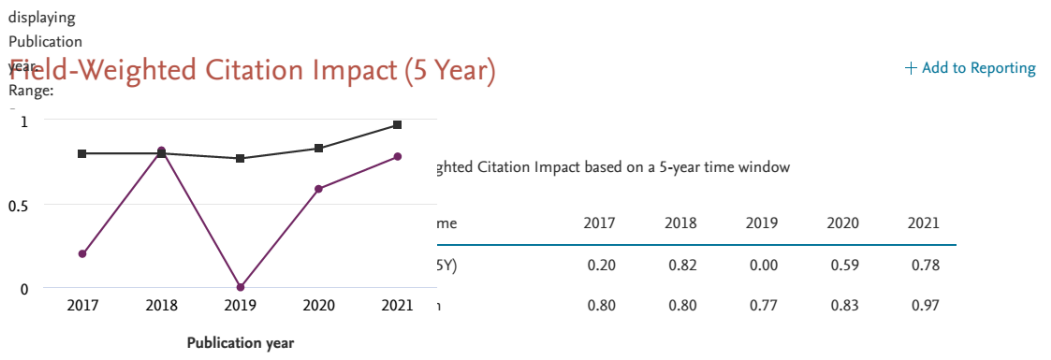
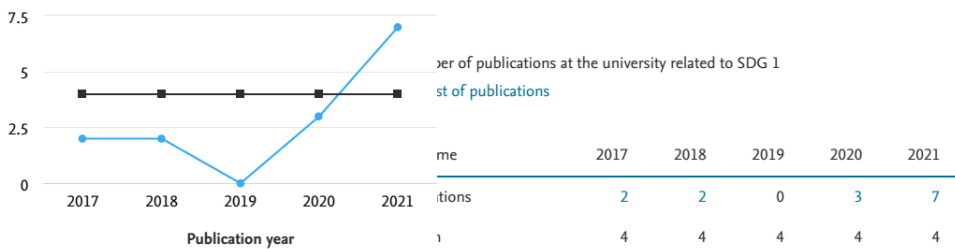
[Metric guidance](#) [Export](#)

301–400  
SDG Rank

49.5–54.4  
SDG Score

Research metric	Weight (%)	Value	Metric rank percentile
Scholarly Output	10%	14	67th
Field-Weighted Citation Impact (5 Year)	10%	0.66	45th
Co-authorship with Low or Lower-middle Income Countries	7%	0.143	78th

### Scholarly Output



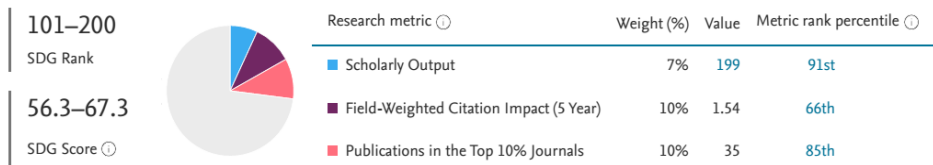


## Research metric details for SDG 2: Zero Hunger

THE Impact Rankings 2023 · Zagazig University

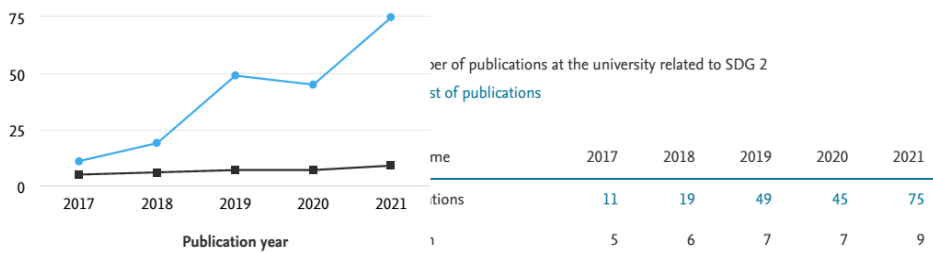
[Metric guidance](#) [Export](#)

[+ Add to Reporting](#)



### Scholarly Output

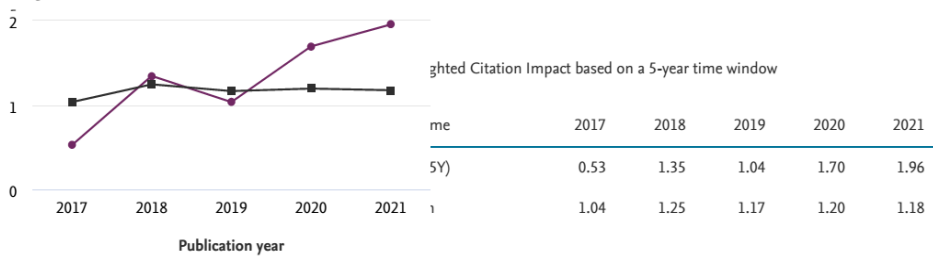
[Add to Reporting](#)



displaying  
Publication

### Field-Weighted Citation Impact (5 Year)

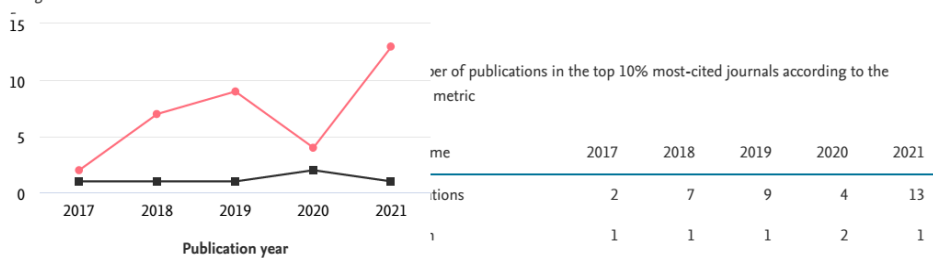
[Add to Reporting](#)



displaying  
Publication

### Publications in the Top 10% Journals

[Add to Reporting](#)



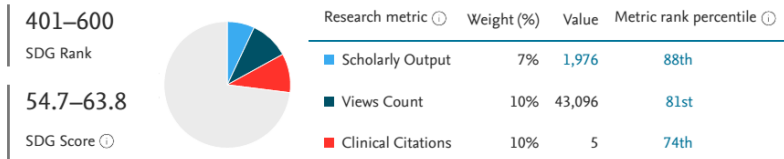


## Research metric details for SDG 3: Good Health and Well-being

THE Impact Rankings 2023 · Zagazig University

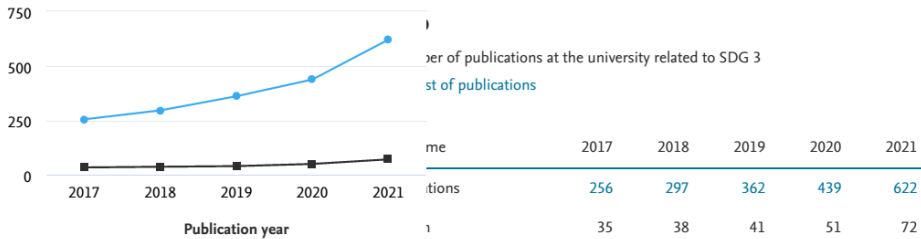
[Metric guidance](#) [Export](#)

[+ Add to Reporting](#)



### Scholarly Output

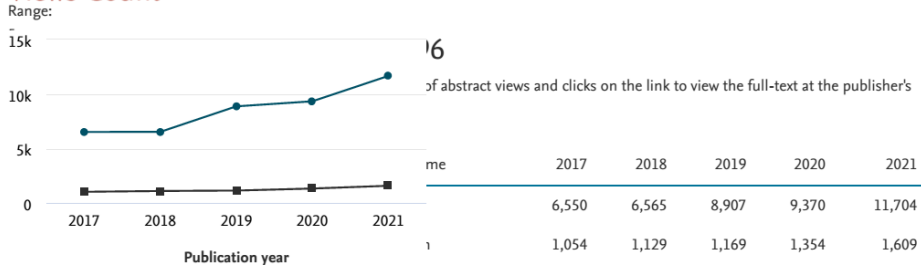
[Add to Reporting](#)



displaying  
Publication

### Views Count

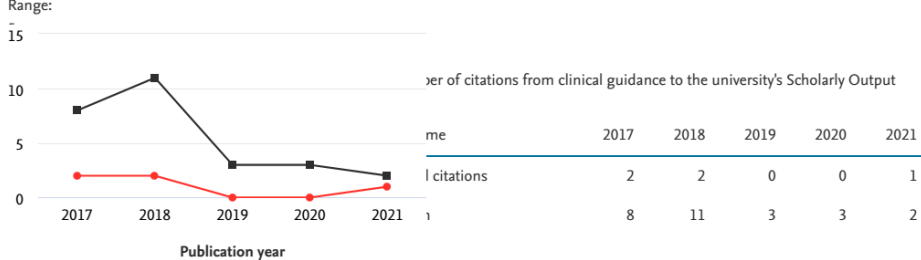
[Add to Reporting](#)



displaying  
Publication

### Clinical Citations

[Add to Reporting](#)





## Research metric details for SDG 4: Quality Education

THE Impact Rankings 2023 · Zagazig University

[Metric guidance](#) [Export](#)

[+ Add to Reporting](#)

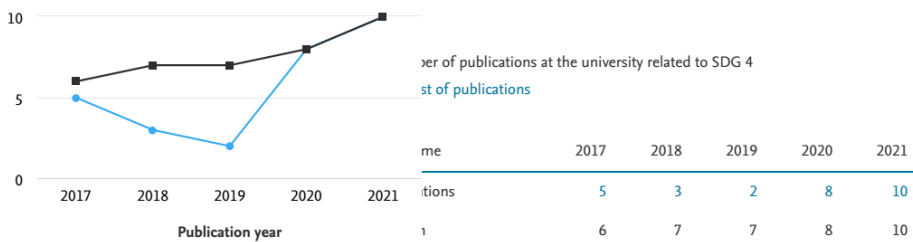
SDG Rank	601–800
SDG Score	43.6–50.9

Research metric	Weight (%)	Value	Metric rank percentile
Scholarly Output	7%	28	54th
Publications in the Top 10% Journals	10%	4	62nd
Views Count	10%	887	49th

### Scholarly Output

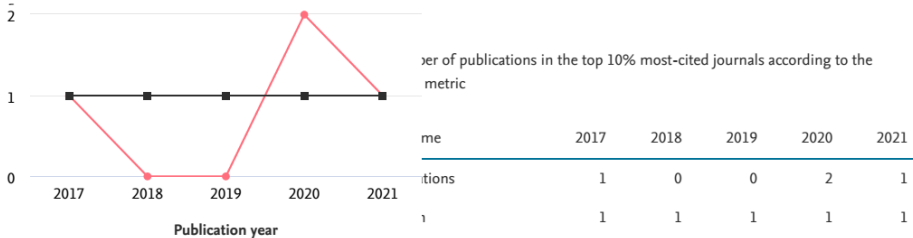
[Add to Reporting](#)



displaying  
Publication  
Page  
Range:

### Publications in the Top 10% Journals

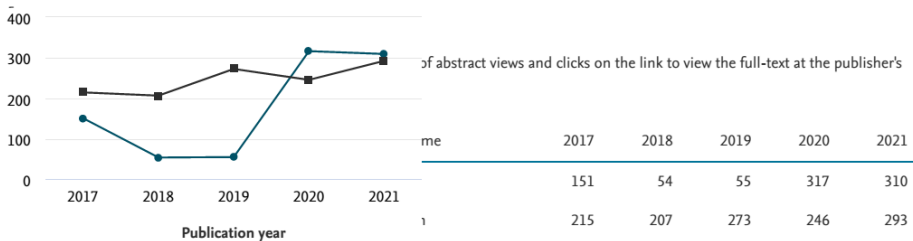
[Add to Reporting](#)



displaying  
Publication  
Page  
Range:

### Views Count

[Add to Reporting](#)





## Research metric details for SDG 5: Gender Equality

THE Impact Rankings 2023 · Zagazig University

[Metric guidance](#) [Export](#)

[+ Add to Reporting](#)

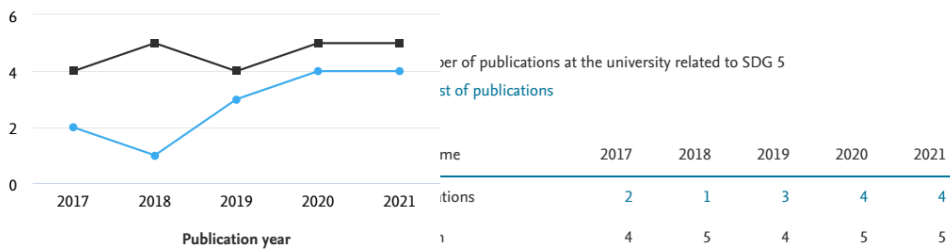
SDG Rank	801–1000
SDG Score	22.1–34.3

Research metric	Weight (%)	Value	Metric rank percentile
Scholarly Output	7%	14	63rd
Publications in the Top 10% Journals	10%	0	45th
Female Co-authorship	10%	0.242	27th

### Scholarly Output

[Add to Reporting](#)



displaying

Publication

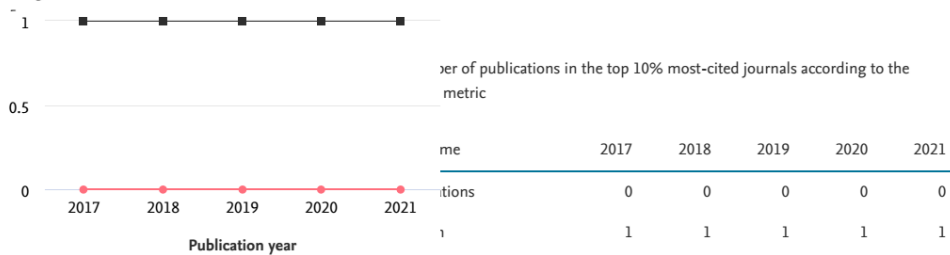
Year

Range:

1

### Publications in the Top 10% Journals

[Add to Reporting](#)



displaying

Publication

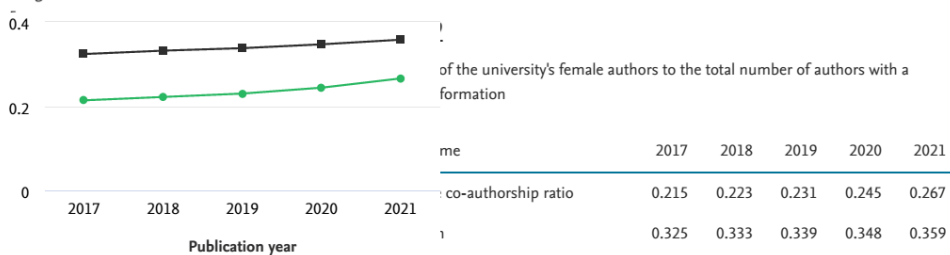
Year

Range:

1

### Female Co-authorship

[Add to Reporting](#)



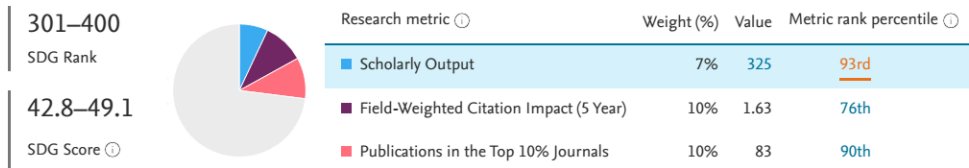


## Research metric details for SDG 6: Clean Water and Sanitation

THE Impact Rankings 2023 · Zagazig University

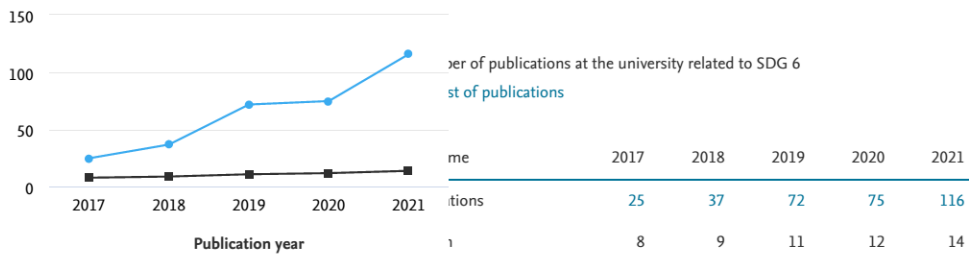
[Metric guidance](#) [Export](#)

[+ Add to Reporting](#)



### Scholarly Output

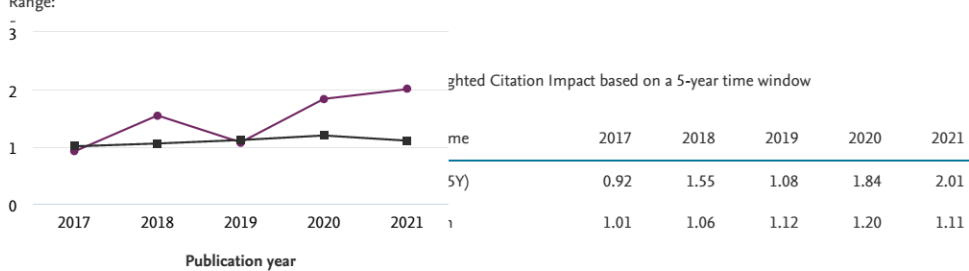
[Add to Reporting](#)



displaying  
Publication

### Field-Weighted Citation Impact (5 Year)

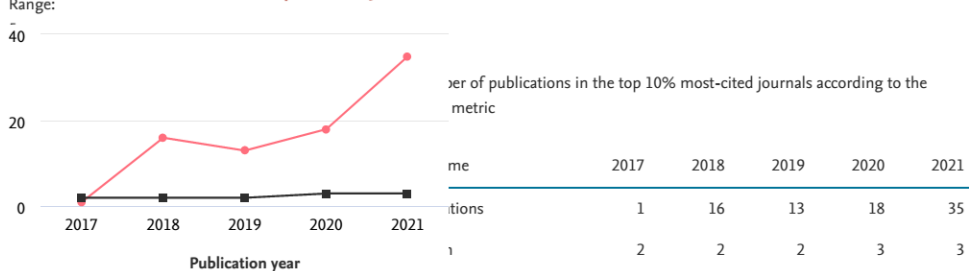
[Add to Reporting](#)



displaying  
Publication

### Publications in the Top 10% Journals

[Add to Reporting](#)



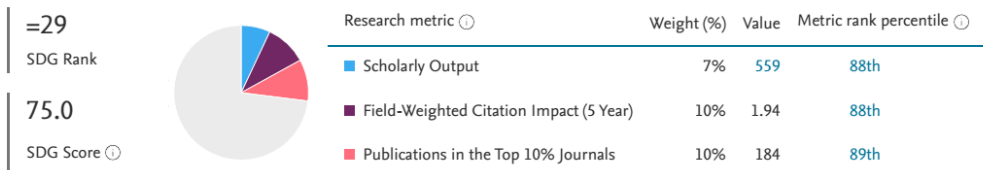


## Research metric details for SDG 7: Affordable and Clean Energy

THE Impact Rankings 2023 · Zagazig University

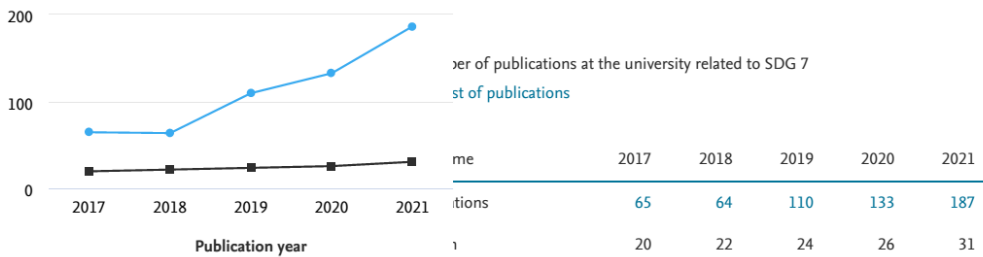
[Metric guidance](#) [Export](#)

[+ Add to Reporting](#)



### Scholarly Output

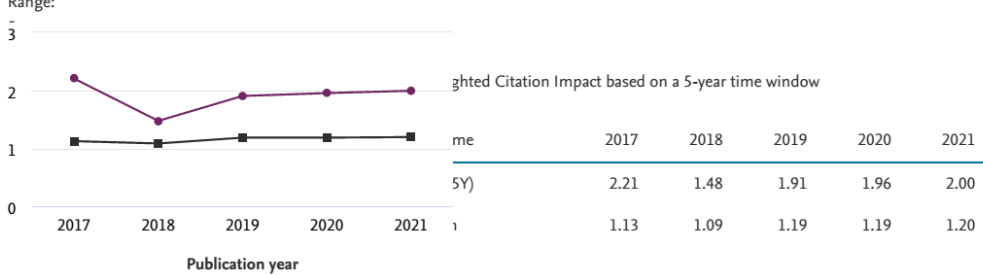
[Add to Reporting](#)



displaying  
Publication

### Field-Weighted Citation Impact (5 Year)

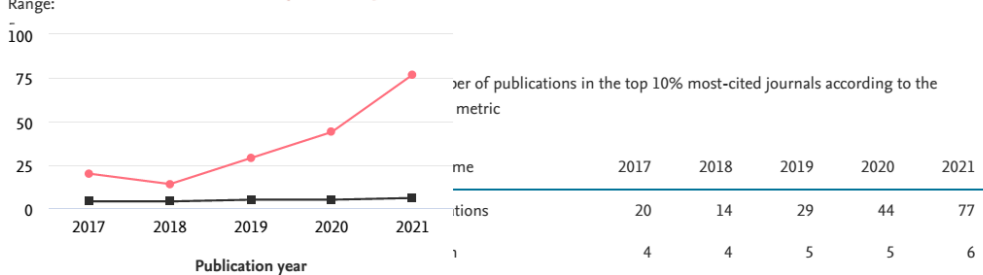
[Add to Reporting](#)



displaying  
Publication

### Publications in the Top 10% Journals

[Add to Reporting](#)







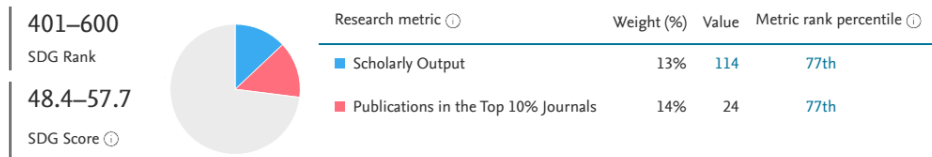
## Research metric details for SDG 8: Decent Work and Economic Growth



THE Impact Rankings 2023 · Zagazig University

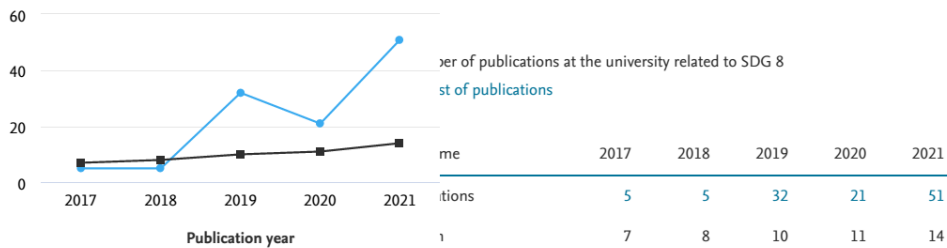
[Metric guidance](#) [Export](#)

[+ Add to Reporting](#)



### Scholarly Output

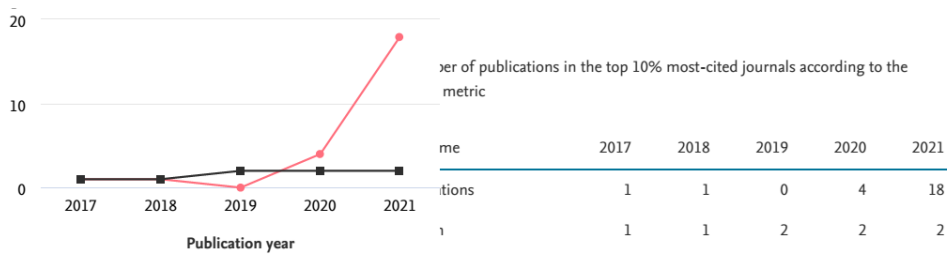
[| Add to Reporting](#)



displaying  
Publication  
Year  
Range:

### Publications in the Top 10% Journals

[| Add to Reporting](#)



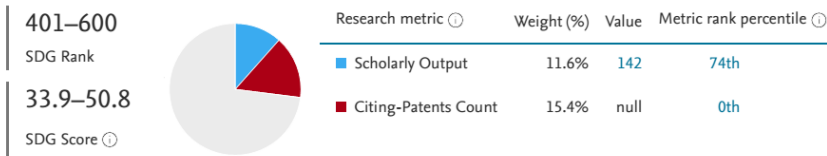


## Research metric details for SDG 9: Industry, Innovation and Infrastructure

THE Impact Rankings 2023 · Zagazig University

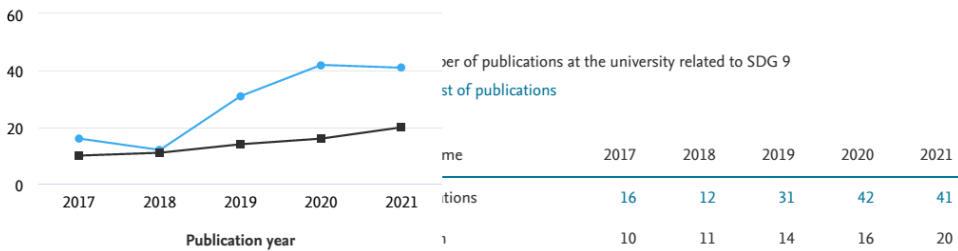
[Metric guidance](#) [Export](#)

[+ Add to Reporting](#)



### Scholarly Output

[Add to Reporting](#)



displaying  
Publication  
Year  
Range:

### Citing-Patents Count

[Add to Reporting](#)





## Research metric details for SDG 10: Reduced Inequality

THE Impact Rankings 2023 · Zagazig University

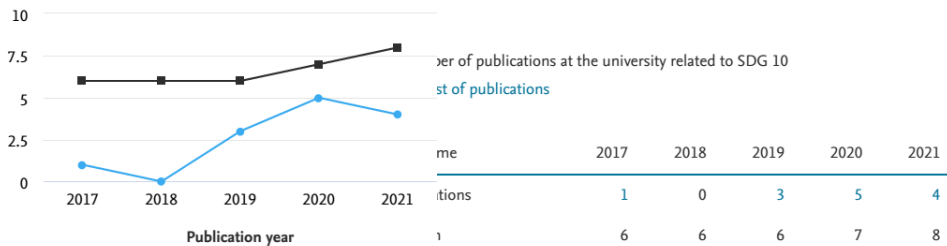
[Metric guidance](#) [Export](#)

[+ Add to Reporting](#)

201–300 SDG Rank		Research metric	Weight (%)	Value	Metric rank percentile
57.6–65.1 SDG Score		Scholarly Output	7%	13	48th
		Field-Weighted Citation Impact (5 Year)	10%	1.57	77th
		Publications in the Top 10% Journals	10%	4	61st

### Scholarly Output

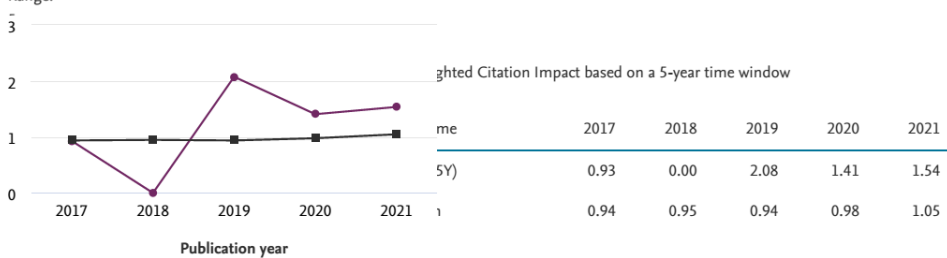
[Add to Reporting](#)



displaying  
Publication

### Field-Weighted Citation Impact (5 Year)

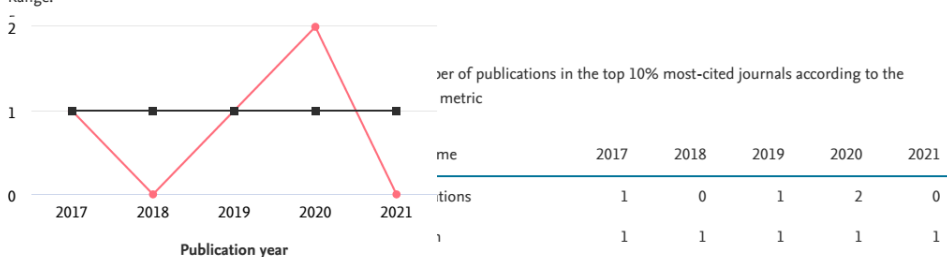
[Add to Reporting](#)



displaying  
Publication

### Publications in the Top 10% Journals

[Add to Reporting](#)



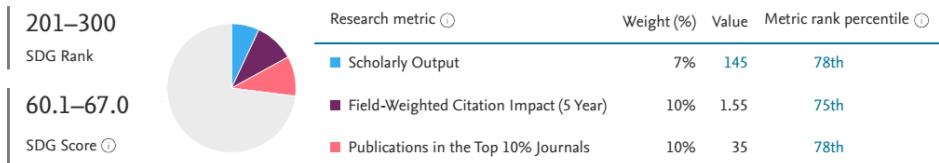


## Research metric details for SDG 11: Sustainable Cities and Communities

THE Impact Rankings 2023 · Zagazig University

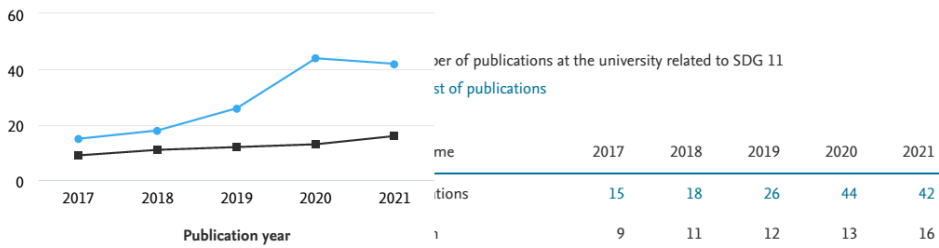
[Metric guidance](#) [Export](#)

[+ Add to Reporting](#)



### Scholarly Output

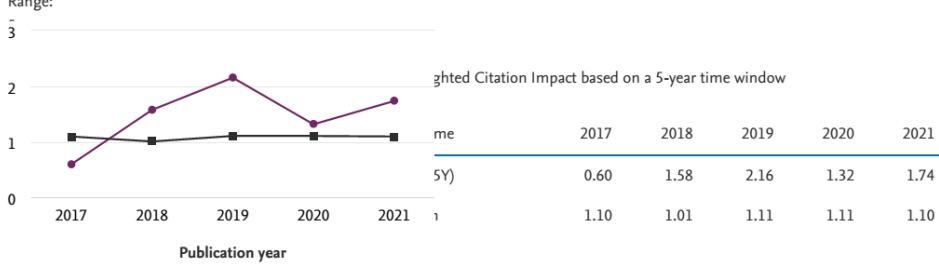
[Add to Reporting](#)



displaying  
Publication

### Field-Weighted Citation Impact (5 Year)

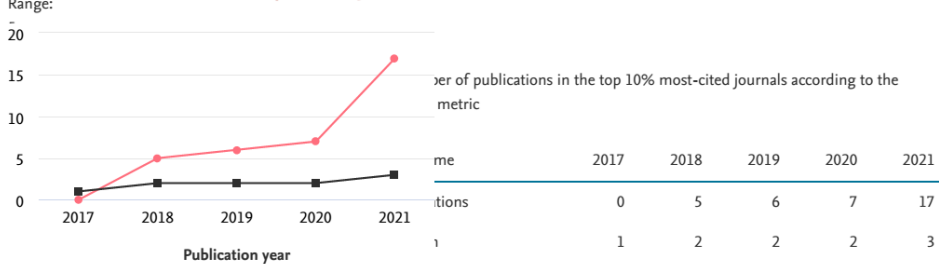
[Add to Reporting](#)



displaying  
Publication

### Publications in the Top 10% Journals

[Add to Reporting](#)





## Research metric details for SDG 12: Responsible Consumption and Production ✕

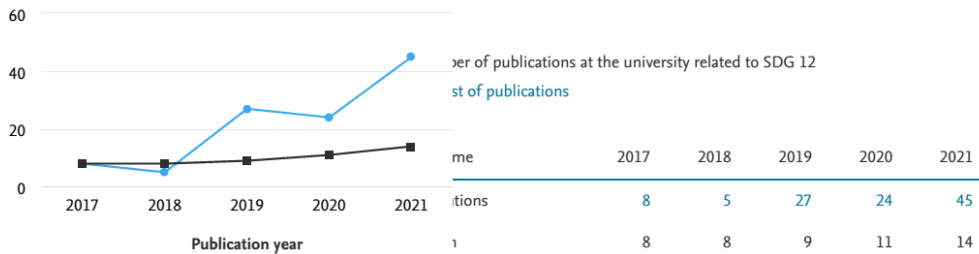
THE Impact Rankings 2023 · Zagazig University

[Metric guidance](#) [Export](#)

[+ Add to Reporting](#)

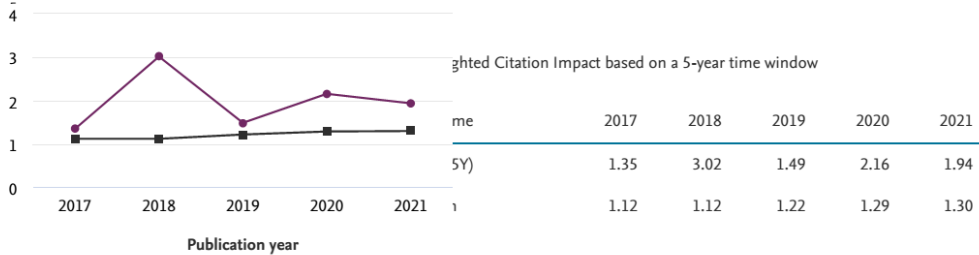
<b>401–600</b> SDG Rank		Research metric <span>ⓘ</span>	Weight (%)	Value	Metric rank percentile <span>ⓘ</span>
<b>26.1–49.1</b> SDG Score <span>ⓘ</span>		Scholarly Output	7%	109	76th
		Field-Weighted Citation Impact (5 Year)	10%	1.88	76th
		Publications in the Top 10% Journals	10%	22	73rd

### Scholarly Output | Add to Reporting



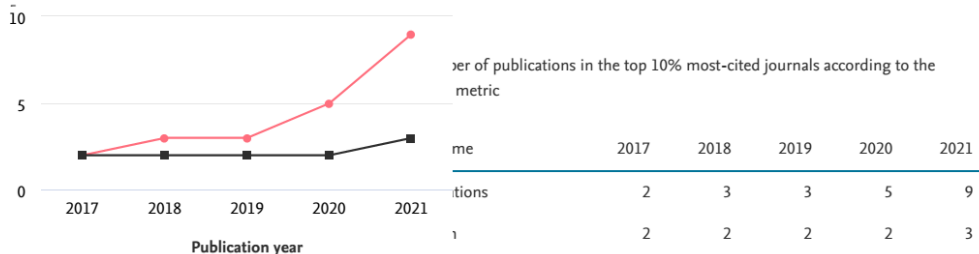
displaying  
Publication  
Year:  
Range:

### Field-Weighted Citation Impact (5 Year) | Add to Reporting



displaying  
Publication  
Year:  
Range:

### Publications in the Top 10% Journals | Add to Reporting



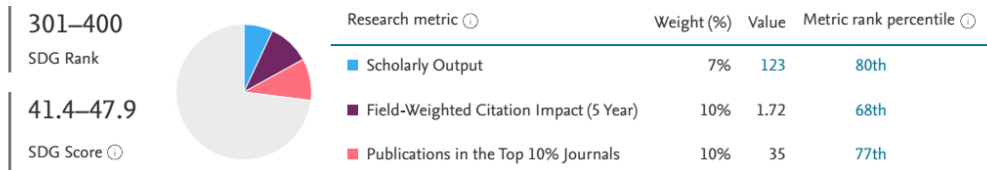


## Research metric details for SDG 13: Climate Action

THE Impact Rankings 2023 · Zagazig University

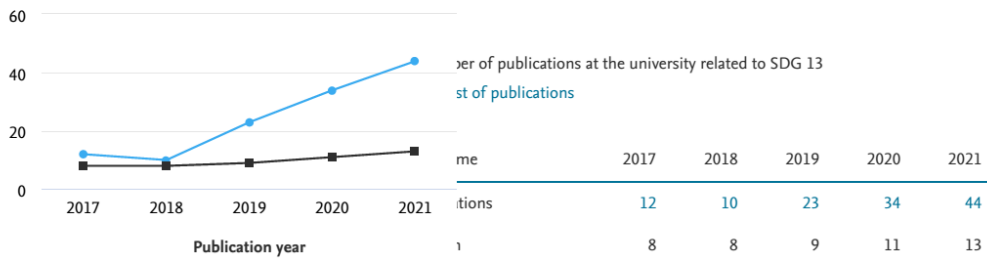
[Metric guidance](#) [Export](#)

[+ Add to Reporting](#)



### Scholarly Output

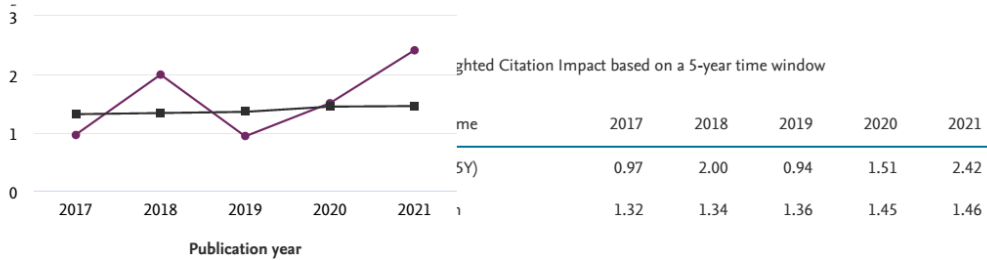
[Add to Reporting](#)



displaying  
Publication  
Year:  
Range:

### Field-Weighted Citation Impact (5 Year)

[Add to Reporting](#)





## Research metric details for SDG 14: Life Below Water

THE Impact Rankings 2023 · Zagazig University

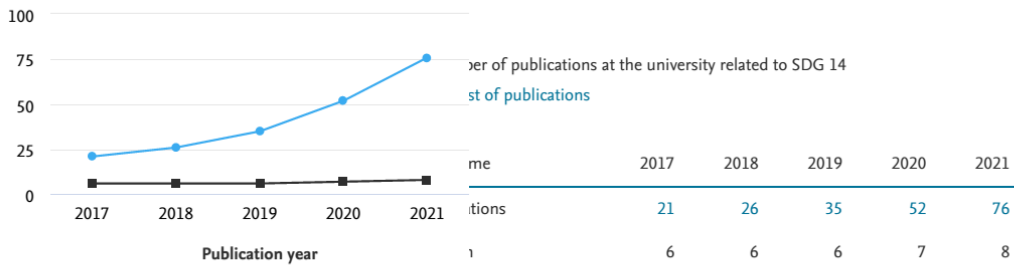
[Metric guidance](#) [Export](#)

[+ Add to Report](#)

101–200 SDG Rank		Research metric <span>ⓘ</span>	Weight (%)	Value	Metric rank percentile <span>ⓘ</span>
54.1–69.0 SDG Score <span>ⓘ</span>		Scholarly Output	7%	210	92nd
		Field-Weighted Citation Impact (5 Year)	10%	2.03	91st
		Publications in the Top 10% Journals	10%	78	92nd

### Scholarly Output

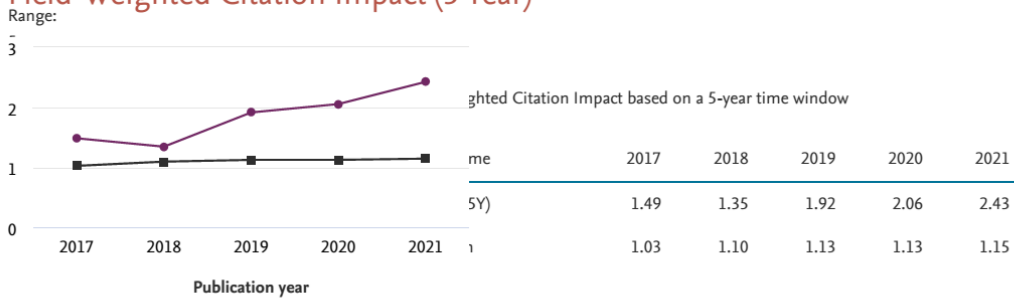
[| Add to Report](#)



displaying  
Publication

### Field-Weighted Citation Impact (5 Year)

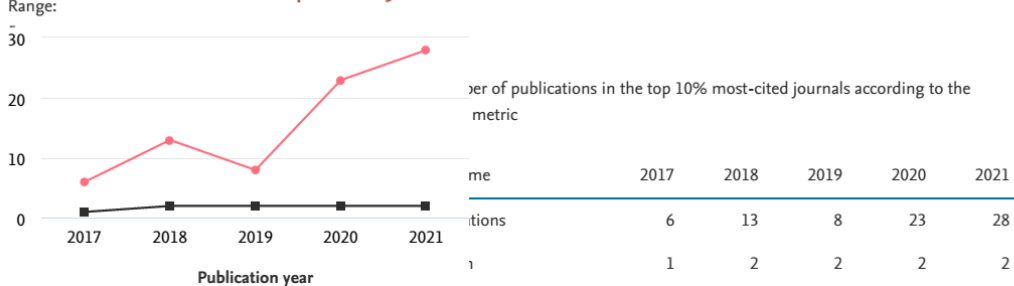
[| Add to Report](#)



displaying  
Publication

### Publications in the Top 10% Journals

[| Add to Report](#)





## Research metric details for SDG 15: Life on Land

THE Impact Rankings 2023 · Zagazig University

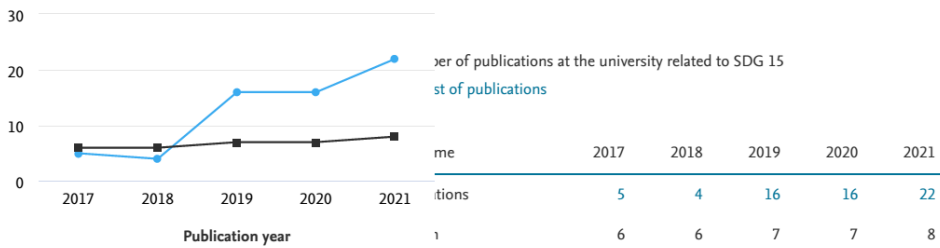
[Metric guidance](#) [Export](#)

[+ Add to Reporting](#)

SDG Rank	301–400	Research metric	Weight (%)	Value	Metric rank percentile
SDG Score	38.2–47.7	Scholarly Output	7%	63	74th
		Field-Weighted Citation Impact (5 Year)	10%	1.27	63rd
		Publications in the Top 10% Journals	10%	12	73rd

### Scholarly Output

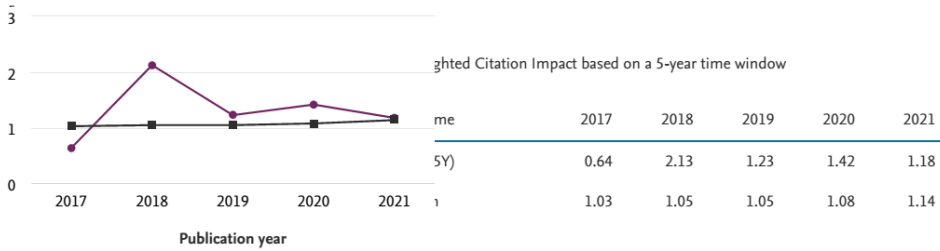
[Add to Reporting](#)



displaying  
Publication  
Year  
Range:

### Field-Weighted Citation Impact (5 Year)

[Add to Reporting](#)







## Research metric details for SDG 17: Partnerships for the Goals

THE Impact Rankings 2023 · Zagazig University

[Metric guidance](#) [Export](#)

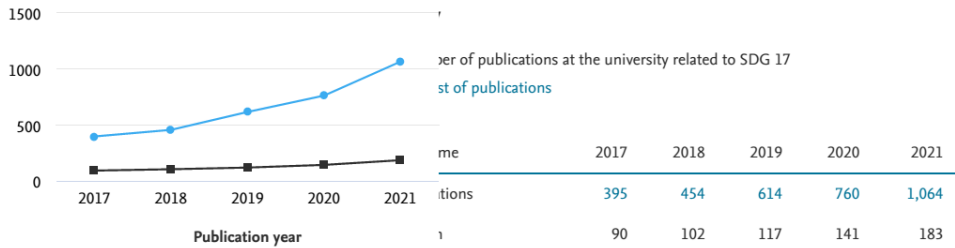
601–800  
SDG Rank

53.4–61.0  
SDG Score

Research metric

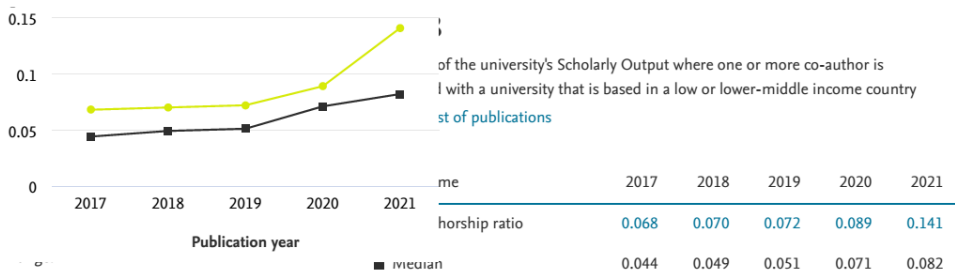
	Weight (%)	Value	Metric rank percentile
Scholarly Output	13.55%	3,287	86th
Co-authorship with Low or Lower-middle Income Countries	13.55%	0.098	72nd

### Scholarly Output



displaying  
Publication  
Year  
Range:

### Co-authorship with Low or Lower-middle Income Countries




displaying  
Publication

2017 to 2021  All subject areas   [Report from template](#)

# Zagazig University ★

جامعة الزقازيق  
Egypt | [More details on this Institution](#)

- Summary Topics **Rankings** Collaboration Published Viewed Cited Authors More... 
- Overall THE World University Rankings **THE Impact Rankings** QS World University Rankings

## Times Higher Education (THE) Impact Rankings





[+ Add to Reporting](#) [Export](#) 

Ranking year: 2023

 Institution definition used

601–800 Overall Rank 	59.7–66.7 Overall Score 
---	--

### Top scoring SDGs

 <b>Goal 2</b> Zero Hunger <a href="#">View SDG 2 details</a>	 <b>Goal 7</b> Affordable and Clean Energy <a href="#">View SDG 7 details</a>	 <b>Goal 11</b> Sustainable Cities and Communities <a href="#">View SDG 11 details</a>
 <b>Goal 17</b> Partnerships for the Goals <a href="#">View SDG 17 details</a>		

## SDG Rankings Overview

 Metrics used per SDG  Metric guidance | [Add to Reporting](#)

Metric Rank Percentile 

SDG 2023 	SDG Rank	SDG Score	Scholarly Output	Field-Weighted Citation Impact (5 year) 	Publications in the Top 10% Journals
SDG 1: No Poverty	301–400	49.5–54.4	14	0.66	-
 SDG 2: Zero Hunger	101–200	56.3–67.3	199	1.54	35
SDG 3: Good Health and Well-being	401–600	54.7–63.8	1,976	-	-
SDG 4: Quality Education	601–800	43.6–50.9	28	-	4
SDG 5: Gender Equality	801–1000	22.1–34.3	14	-	0
SDG 6: Clean Water and Sanitation	301–400	42.8–49.1	325	1.63	83
 SDG 7: Affordable and Clean Energy	=29	75.0	559	1.94	184
SDG 8: Decent Work and Economic Growth	401–600	48.4–57.7	114	-	24
SDG 9: Industry, Innovation and Infrastructure	401–600	33.9–50.8	142	-	-
SDG 10: Reduced Inequality	201–300	57.6–65.1	13	1.57	4

↑

		Zagazig University			
SDG	2017-3	2017 to 2021	All subject areas		
SDG 11: Sustainable Cities and Communities	201-3				
SDG 12: Responsible Consumption and Production	401-600	26.1-49.1	109	1.88	22
SDG 13: Climate Action	301-400	41.4-47.9	123	1.72	35
SDG 14: Life Below Water	101-200	54.1-69.0	210	2.03	78
SDG 15: Life on Land	301-400	38.2-47.7	63	1.27	12
SDG 17: Partnerships for the Goals	601-800	53.4-61.0	3,287	-	-

